

The Riders Club

Riders Manual

THE RIDERS
CLUB



**The Riders Club at NJMP
47 Warbird Drive
Millville, NJ 08332**

www.njmp.com

Welcome to the Riders Club Motorcycle Track Days at NJMP.

This manual will help guide you through track events with the Riders Club. Throughout this manual, we will answer most questions asked regarding track events and memberships, member benefits, cancellation policy, rules & regulations, and tech. We will also explain what is needed for your first time on track.

We are proud to offer sponsorship agreements with Pirelli, Markbilt Racebikes, Track Side Parts Club, The SB Image, MPT and Dainese.

You can visit our website or contact me directly with any questions or concerns.

Thank you for your support and we look forward to an amazing season !

Yours Truly

Charity

cgiovanelli@njmp.com

856-327-7248

TABLE OF CONTENTS:

General Rules and Regulations (Chapter 62)

2023 Riders Club Schedule

The Riders Club Membership Packages

The Riders Club Member Benefits

Riding Groups

Intro School

CCS License Class

Corner Marshalls and Flags

Tech Form

WELCOME !

As a member or participant of the Riders Club, we ask that you read and follow the rules in this manual. We pride ourselves on running a safe, fun and enjoyable event. Everyone should have respect for their fellow rider on and off the track.

Please remember, this is not a RACE, this is a track event ! Each rider will have plenty of track time in which they can improve their riding skills and gradually increase lap times. We have some of the best coaches and racers to help teach you the proper way to ride on track. They will explain the importance of; body position, staying on your line, safe passing, braking / throttle control, how to enter and exit the track and how to corner.

This sport, although it is fun and very addictive it can be dangerous ! Unfortunately, situations happen but with a structured track day making safety the first priority, we can lower the number of red flags and incidents.

Thank you for being a part of the Riders Club ! We hope you enjoy your day ! Ride safe, ride smart, go fast !!!

The Riders Club

THE RIDERS CLUB

Rules and Regulations:

New Jersey Motorsports Park is governed by the State Police Chapter 62. [click here](#)

1. Minimum age is 18 years of age, however, we will waive the age restriction with a valid racers license or being a part of the Bridge over Program with NJMiniGP. All riders under the age of 18 must sign a consent form and waiver the day of the event and have a parent or guardian present at all time.
2. Anyone participating in the event must not consume any alcoholic beverages during the track event hours. If a rider is caught with an open container or smells of alcohol, they will be asked to leave. Save the adult beverages for after the event.
3. We will NOT TOLERATE DRUG USE. We will not tolerate someone riding on track with others while under the influence of drugs. We will ask you to leave if we find that you have taken drugs. Have enough respect for your fellow riders to not go on track and risk your life and theirs.
4. Memberships are non-refundable, non-transferable and expire at the end of the 2022 season.

5. All payments should be directly on the registration platform - Motorsportsreg.com. We do not accept checks or cash as all participants must be preregistered.
6. We are not giving credits. If you cancel following the membership cancellation policy, you will receive a refund back to your method of payment in full. If for whatever reason the Riders Club cancels and event, all paid registered riders will receive a refund.

Cancellation Policy:

- Members can cancel up to 48 hrs. prior to the event
- Event cancellation must be done through Motorsportsreg.com

7. "Day of" refunds are based on special circumstances.
8. The paddock speed is 5 miles an hour ! Remember, there are families, children and pets in the paddock.
9. There is no stopping on track at any time ! If you are having a mechanical issue or not feeling well, signal to the other riders before coming off pace.

****All riders must signal when pitting in****

10. We will not tolerate any physical or verbal altercations between any riders. We will not tolerate any harassment towards our team, corner workers, race control or pit out. If a participant becomes violent, they will be escorted out of the facility and most likely will not be allowed back in.

11. The Riders Club limits the number of riders per event, per group. Events fill up and sell out fast. We recommend that you sign up in advance. If you find yourself on the waitlist, someone will contact you if a spot opens. Please do not ask if we can "just fit one more person" as we do not overbook our groups.

How to sign up for a Riders Club Event:

- You must register on Motorsportsreg.com to attend an event.
- If you show up on the morning of an event without being registered, there is a chance that we will be sold out and will not be able to fit you in. If we have spots available, you will be asked to create an account on Motorsportsreg.com and register for that day. Pre-registration is very important as we cap each group at no more than 40 riders. We do not overbook our events.

Creating an account on Motorsportsreg.com

- www.motorsportsreg.com
- Click on Create a Free Account
- Fill in required information
- Add The Riders Club as your club
- Click on the event you wish to attend
- Fill out all required information on event registration page
- Pay for the event
- You will receive an email once the registration is complete
- Your completed registration can now be seen by the Riders Club event manager
- Now that you created an account, you can log on at any time and register for the Riders Club events you wish to attend.

THE RIDERS CLUB 2023 SCHEDULE

April:

- Friday, April 14 | Lightning
- Saturday, April 15 | Lightning
- Thursday, April 20 | Thunderbolt VIP
- Friday, April 21 | Thunderbolt
- Friday, April 28 | Thunderbolt *CCS Practice

May:

- Saturday, May 6 | Thunderbolt
- Sunday, May 7 | Thunderbolt
- Wednesday, May 17 | Lightning
- Sunday, May 21 | Thunderbolt
- Monday, May 22 | Thunderbolt
- Thursday, May 25 | Thunderbolt VIP

June:

- Saturday, June 10 | Lightning
- Sunday, June 11 | Lightning
- Wednesday, June 14 | Thunderbolt VIP
- Thursday, June 15 | Thunderbolt
- Saturday, June 24 | Lightning
- Sunday, June 25 | Lightning
- Thursday, June 29 | Thunderbolt
- Friday, June 30 | Thunderbolt • CCS Practice Day

July:

- Sunday, July 5 | Thunderbolt
- Saturday, July 8 | Thunderbolt
- Sunday, July 9 | Thunderbolt
- Monday, July 10 | Thunderbolt

August:

- Wednesday, Aug 1 | Thunderbolt VIP
- Sunday, Aug 6 | Thunderbolt
- Monday, Aug 7 | Thunderbolt
- Monday, Aug 14 | Thunderbolt
- Sunday, Aug 20 | Lightning
- Monday, Aug 21 | Thunderbolt
- Sunday, Aug 26 | Thunderbolt
- Monday, Aug 27 | Thunderbolt

September:

- Friday, September 1 | Thunderbolt *CCS Practice
- Wednesday, September 13 | Thunderbolt *VIP
- Sunday, September 17 | Thunderbolt
- Monday, September 18 | Thunderbolt

October:

- Wednesday, October 4 | Thunderbolt
- Thursday, October 5 | Thunderbolt
- Monday, October 9 | Lightning VIP

2023 ALL ~ IN Membership
Annual Fee \$4200.00

The All-In membership includes ALL Riders Club Events Including the Member Only VIP Days and all the Riders Club Member Benefits!!!!



ATTENDING AN EVENT AS A GUEST:

GUESTS ARE WELCOME. YOU DO NOT NEED A MEMBERSHIP TO ATTEND !

Becoming a member of the Riders Club will get you lower blacktop fees and a competitive cancellation policy plus many benefits throughout the facility.

We welcome everyone to come try out our club ! Just remember, you must sign up on www.motorsportsreg.com

Guest pricing is \$325.00 on weekdays / \$375.00 on weekends

We also have a First Time options for those who have never ridden on track.

The cost for a First Time rider is \$200.00 and includes the leather suit rental.

We typically run four (4) groups / 15 minute sessions. However there are days that we run three (3) groups / 20 minute sessions. The schedule depends on the amount of entries we have on that day.

The group and group description is listed below:

Black – Expert (pre-approved only or expert race license)

Blue – Advanced (must have proof of prior run group)

Red – Intermediate

Yellow – Novice

White – Intro (first time riding on track) must attend the Introductory School

THE RIDERS CLUB



SAFETY FIRST ~ SMALLER RUN GROUPS ~LESS RED FLAGS~MORE TRACK TIME

The Riders Club of New Jersey Motorsports Park is entering our 5th year and we are excited to offer our membership program for 2023.

We will continue to limit the number of riders per group. Low Density, safety First, less red flags more track time !

Our priority is to give our riders a safe, fun, and enjoyable day, where you can work on your riding skills but have enough track space to work on your lap times as well.

2023 Membership Fee:

Early Registration: \$400.00 (sale ends 12/31/2022)

Registration: \$450.00 (Starts 1/1/2023)



MEMBERSHIP BENEFITS:

- Riders Club Events limits the number of riders per group ! No exceptions, no overbooking, less red flags, less lost track time !!!
- Exclusive Rider Club Member track day pricing and cancellation policy
- Member ONLY Cancellation Policy – FULL REFUND if cancelled with 72 hours notice
- FULL PAYMENT REFUND if the Riders Club cancels an event !
- No late registration fees
- 35+ track days on Thunderbolt & Lightning
- Members may sign up for ALL events at any time! Guests and non-members must wait until 7 days before the event date.
- VIP Member Only Events – limited to 50 riders; price includes buffet breakfast and lunch
- Complimentary NJMP Annual Family Pool Membership
- VIP Riders Club Service and Storage Concierge Service by Markbilt
- Complimentary Camping and Electric during ALL Riders Club events.
- Complimentary Event Tickets to selected NJMP spectator events with hospitality
- Karting Specials – after a Riders Club Event

- **Member ONLY Facility Discount throughout the park:**
- Daily Garage Rental - **\$25.00 per day during all Riders Club events only.**
- VIP Suite Rental - **\$90.00 per night during all Riders Club events only**
- Long Term Trailer VIP Parking – 20% off
- Preferred pricing on Private Track Rental
- Family Events for member and family

2023 ALL IN Membership Fee:

Early Registration: \$3700.00 (sale ends 12/31/2022)

Registration: \$4200.00 (Start 1/1/2023)

- All the benefits as included in the regular membership, but no black top fees !
- First Annual “ALL In Member” Track Day and dinner with NJMP Executive Team (date TBA)
- 3 Guest Passes for each All In Member to bring a riding guest on selected dates at no charge
- No fee for Long Term Trailer Parking

Membership Black Top Fees:

Monday – Friday \$200.00

Saturday & Sunday \$250.00

Guest Pricing – Black Top Fees:

Monday – Friday \$325.00

Saturday & Sunday \$375.00

VIP Member Only Events:

\$325.00 – Member

\$375.00 – Guest of Member

First Time Rider – Intro

Introductory Class - \$225.00 – only allowed to use this option once

INTRODUCTORY SCHOOL:

This school is intended to introduce you to The Riders Club and to guide you through your first track day in a safe, enjoyable, and informative manner. If this is your very first-time riding on track or your first-time riding at NJMP, you will be required to attend the introductory class.

The cost for a "first timer" is \$200.00. You will have 4 sessions in the first half of the day and 4 sessions in the second half. Our instructors and coaches will work with you to ensure you have an enjoyable and safe first track day!

Motorcycle riding and racing can be dangerous; it should be taken very seriously, as should the consequences for making mistakes. All riders' lives and safety should always be the # 1 priority while riding on track. Ride smart and safe and have mutual respect for your fellow riders.

Our goal is to improve your riding and raise your level of education so that you can achieve better and consistent results at any racetrack. Do not get discouraged! Take your time, learn the sport and ask a coach for help if you need it.

Here is what your first day at the track will look like:

All participants are allowed into the facility any time after 7pm the night before the event. Camping and electric are free during all Riders Club events.

- For a Thunderbolt Event: come through the main gate and make a left. Go over the bridge and into the paddock. Registration will be held in the classroom (building across from timing tower) at 7am the morning of the event. Tech is in the 1st garage behind the classroom. Register and receive your helmet sticker and tech form before going to tech.
- For a Lightning Event: come through main gate and make a right. Follow the access road and go over bridge. Make a left into the Lightning paddock. Registration will be in the classroom (door to the right hand side of building). Registration opens at 7am. Tech is in front of the garages. Register and receive your helmet sticker and tech for before going to tech.
- All riders MUST attend the 8:15am mandatory Riders Meeting. After the meeting, all Intro students will be asked to remain in the classroom to begin the class. You will have 30 minutes of classroom instruction before going out on track for your first session. You will report back to the classroom after each of the morning sessions. Your sessions will begin again after the lunch break. We announce the schedule over the loud speaker throughout the day.

PERSONAL EQUIPMENT NEEDED:

1. Motorcycle
2. Helmet, undamaged, fullface DOT, SNELL, or European standard approved, with eye protection. No flip-up helmets allowed.
2. Leather riding suit; for a two piece suit a full circumference zipper is required. Airmesh-style suits (where you can see your skin through them) will NOT be permitted in any group. Leather rentals are available through your trackside vendor. NO jeans allowed.

3. Motorcycle specific boots designed to protect your feet are required, and race style boot that cover the ankle.
Work boots or fashion boots will not be allowed. Rental boots are available from your trackside vendor.
4. Leather gauntlet-type gloves that cover the wrists and leave no skin exposed.
5. Back protector (strongly recommended)

TECH Information:

1. **Tires** –should be at least 25%. Wheel weights should be secured to wheel. Valve stems must have caps.
2. **Brakes** – should be at least 25% life. Brake reservoirs should have adequate fluid and level. Brake calipers secure. Brake levers feel (does not touch handlebar when squeezed tight. Brake hose (condition and routing, no binding or interference)
3. **Bodywork** – Clean and secure, no loose parts. Fairings and Windscreen must be secure. Fuel tank secure, no leaks. Seat secure. All lights and reflectors removed or taped over. Mirrors removed (intro riders can tape over). Belly pan secure. Must have working muffler.
4. **Engine** – Oil drain plug, oil fill plug and oil filter must be safety wired (Expert and Advanced riders MUST have these items safety wires, Novice, and Intro –strongly recommend).
5. **Chassis- Exhaust** – all bikes MUST have mufflers in working order. Chain condition – alignment and tightness. Must have proper foot pegs in working condition. Handlebar and grips secure. Throttle is smooth and auto returns.

RIDE SMART / RIDE SAFE



The Riders Club offers Race Certification Classes:

Successful completion of The Riders Club Race Certification class will provide riders who wish to begin racing with the race certificate needed to apply for his/her CCS and/or WERA race licenses. Rider and motorcycle preparation and requirements will be covered, along with race procedures, flags and safety, racing lines and racing strategy. The classes are an available option on all events.

Our coaches / instructors will work with riders throughout the day. You will be shadowed by the coach throughout the day, given a brief test and will take part in a mock start.

The cost for the Race Certification Class is \$175.00



FLAG STAFF AND FLAGS:

A Corner Marshal/Flagger, are the eyes and ears of the rider. Their two primary functions are to communicate with the rider via Flags and to communicate with Race Control via radios. A Corner Marshall will report and incidents to Race Control, such as a mechanical, an incident or a riders not following the rules. These men and women stand outside all day to keep the riders safe. Please respect them and allow them to do their jobs. Wave if you get the chance ! It makes their day to know they are appreciated.



GREEN


The green flag is shown at the start of a session to indicate to the riders that the course is clear and the session is under way. When displayed by the starter, the flag signals the beginning or resumption of a session. For some race series, this flag may also be waved following a yellow caution area to indicate passing may resume when the driver passes by the station showing the green flag.



BLACK

The black flag indicates a couple of different things depending on how it is used. When shown from a corner marshal, it tells the rider that the race officials have witnessed something about the rider that they do not like, and that rider is to go immediately to pit lane for consultation. If a rider fails to obey the black flag, the rider be excluded from the session.


Black flags shown at all stations indicate that the session has been stopped on orders of the race officials. All bikes may not pass and must proceed immediately to pit lane.



BLACK WITH ORANGE DISC (MECHANICAL FLAG)

Often called the "Meat Ball" flag, the Mechanical Black Flag informs the rider that there may be something wrong with the bike that could endanger the rider or another competitor. This flag is usually shown at start/finish and designated black flag station.

Riders shown this flag are expected to return immediately to the pit lane at reduced speed.




YELLOW

A single yellow flag means "caution", there has been an incident in the area just past the station. Riders are expected to reduce their speed and be prepared to change direction to avoid the incident. Passing is not permitted between the yellow flags.




RED

Displayed at all stations due to an unsafe situation. Immediately get a hand up or foot out before reducing speed as the riders behind you may not have seen the red flag. The session is over, please proceed to pit a safe pace. Do not stop on track! Doing this delays the safety workers and emergency vehicles from entering the track.



WHITE WAVED AT START/FINISH

Some race series wave a white flag at the start stand (only) to indicate to the riders that they are starting the very last lap of the race.



BLACK & WHITE CHECKERED

The Checkered Flag is waved at the start/finish line and station 9 to signal the end of the session.

Again, please be courteous and kind to the flag staff. They are here for your safety, and they truly care about the sport.

Thank you

Please read over the Tech Form below. Please prepare your motorcycle to pass tech before attending the event.

The Riders Club Tech Form Information:

All Bikes MUST have numbers! Minimum height is 6". Numbers can be displayed on front or sides of fairing or on windscreens

TIRES

- Tires should be at least 25%
- Wheel weights should be secured to wheel
- Valve Stems must have caps

BRAKES

- Brakes should be at least 25% life
- Brake Reservoirs should have adequate fluid & level
- Brake Calipers are Secure
- Brake lever feel (does not touch handlebar when squeezed tight)
- Brake hose (condition and routing, no binding or interference order)

BODYWORK

- Clean and secure; no loose parts, bolts or fasteners
- Fairing and windscreen secure
- Fuel tank secure, no leaks
- Seat secure
- All lights and reflectors removed or taped over with tape (intro excluded)
- Mirrors removed (intro excluded)
- Belly pans secure
- Bike has a working muffler

ENGINE

- Oil drain plug (Advanced safety wired, Novice & Intermediate strongly recommend)
- Oil fill plug (Advanced safety wired, Novice & Intermediate strongly recommend)
- Oil filter (Advanced safety wired, Novice & Intermediate strongly recommend)

CHASSIS

- Exhaust – all bikes must have mufflers in working order
- Chain condition – alignment and tightness
- Foot Pegs
- Handlebars & Grips are secure
- Throttle is smooth and auto returns

PERSONAL EQUIPMENT NEEDED

- Helmet – undamaged, full face DOT, Snell or European standard approved with eye protection. NO flip-up helmets allowed
- Leather riding suit; for a two-piece suit, a full circumference zipper is required. Air mesh suits (where you can see your skin through them) will not be allowed. All groups are required to have an animal hide based suit.
- No jeans allowed
- Motorcycle specific boots designed to protect your feet are required, and race style boots with high quality armor are highly recommended. Work boots or fashion boots will not be allowed (work boots covering ankles allowed for beginners only)
- Leather gauntlet-style gloves that cover your wrist and leave no skin exposed
- Back protector – strongly recommended

A typical track schedule is as follows, although times may vary. We will make announcements if the schedule changes:

Day of Event:

7:00am – 8:00am Registration and Tech Inspection Opens

8:15am Mandatory Riders Meeting

8:45am Intro Riders to the Classroom

9:00am Track goes hot- four (4) groups at 15 minute sessions: Intermediate, Advanced, Expert, Novice / Intro

1:00pm LUNCH

2:00pm Track goes hot, sessions resume

6:00pm Track is cold, end of event

*we typically run four (4) groups at 15 minute sessions per group, however, we do have events in which we run three (3) groups at 20 minute sessions per group. I will email a daily schedule out on the evening before the event.

We would like to thank you for taking the time to read the Riders Club Manual and for being a part of the Riders Club family. We hope you enjoy your track day.

Please feel free to let us know if you have any questions, concerns, ideas or suggestions.

Thank you !

The Riders Club

